


HY-PACK PUMPS HYDRAULIC POWERED PUMPS



T2040-P34CC

- 10.5 GPM @ 3,000 PSI @ 1,750 RPM
- 25 HP Crankcase
- Forged Brass Manifold
- FOX 34 CC Bent Axis Piston Motor



KT28ASPF-P47CC / P64CC

- 18.4 GPM @ 3,000 PSI @ 1,450 RPM
- Symmetrical 35 HP Crankcase
- HR Coated Manifold
- FOX 47 CC / 64 CC Bent Axis Piston Motor



HF25ASPF-P84CC

- 20 GPM @ 4,000 PSI @ 1,000 RPM
- Symmetrical 50 HP Crankcase
- 420 Stainless Steel, Nickel Coated Manifold
- FOX 84 CC Bent Axis Piston Motor



KF28ASPF-P84CC

- 24 GPM @ 3,000 PSI @ 1,000 RPM
- Symmetrical 50 HP Crankcase
- 420 Stainless Steel, Nickel Coated Manifold
- FOX 84 CC Bent Axis Piston Motor

AVAILABLE IN REVERSE SHAFT

MADE IN ITALY

COMPACT • LIGHT-WEIGHT • DIRECT DRIVE

EXCLUSIVE CANADIAN DISTRIBUTOR

DIRECT COUPLE - FEMALE SPLINE PUMP



T2040SPF

- 10.5 GPM @ 3,000 PSI @ 1,750 RPM
- 25 HP Crankcase
- Forged Brass Manifold
- SAE B 2-4F 13T 16/32DP


Pratissoli



HF25ASPF

- 20 GPM @ 4,000 PSI @ 1,000 RPM
- Symmetrical 50 HP Crankcase
- 420 Stainless Steel, Nickel Coated Manifold
- SAE C 2-4F 14T 12/24DP


Pratissoli



KT28ASPF

- 18.4 GPM @ 3,000 PSI @ 1,450 RPM
- Symmetrical 35 HP Crankcase
- HR Coated Manifold
- SAE B 2-4F 13T 16/32DP

Pratissoli



KF28ASPF

- 24 GPM @ 3,000 PSI @ 1,000 RPM
- Symmetrical 50 HP Crankcase
- 420 Stainless Steel, Nickel Coated Manifold
- SAE C 2-4F 14T 12/24DP


AVAILABLE IN REVERSE SHAFT

BELL HOUSING - COUPLER PUMP PACKAGES



T2040

- 10.5 GPM @ 3,000 PSI @ 1,750 RPM
- 25 HP Crankcase
- Forged Brass Manifold
- Coupler Input Shaft - 7/8" or 1" Keyed
- Bell Housing SAE B




KT20A

- 9.4 GPM @ 5,800 PSI @ 1,450 RPM
- Symmetrical 35 HP Crankcase
- 420 Stainless Steel, Nickel Coated Manifold
- Coupler Input Shaft - 1" Keyed
- Bell Housing SAE B



KT28A

- 18.4 GPM @ 2,900 PSI @ 1,450 RPM
- Symmetrical 35 HP Crankcase
- HR Coated Manifold
- Coupler Input Shaft - 1" Keyed
- Bell Housing SAE B



HF25A

- 19.4 GPM @ 4,060 PSI @ 1,000 RPM
- Symmetrical 75 HP Crankcase
- 420 Stainless Steel, Nickel Coated Manifold
- Coupler Input Shaft - 1-1/4" or 1-3/8" Keyed
- Bell Housing SAE C

MADE IN ITALY

FOR HYDROVAC!



TEL: 905-867-4642
WWW.DYNABLAST.CA



PUMP ACCESSORIES

PRESSURE RELIEF VALVES



21 GPM @ 7,250 PSI

HYDRAULIC BELL HOUSING




47 / 66 Series

Pratisoli

KT / HF Series

PUMP RISER



HV7071 Riser Kit

HV4766 Riser Kit

- 1/4" Plate Steel Formed and Welded •
- Powder Coated Paint •
- Pump Oil Drain Kit •

UNLOADER VALVES



4,050 PSI



4,050 PSI



5,800 PSI

INLET STRAINER



Dynablast

Various Sizes - 50 Mesh

GAUGES



Dynablast

0 to 10,000 PSI

MOTOR SPECIFICATIONS

MOTOR SIZE		FOX 34	FOX 47	FOX 64	FOX 84
Mounting Flange		SAE B			SAE C
Bi Directional Rotation		YES			
Loop Flushing Valve Included		YES			
Displacement	cm ³ /rev	34.05	47.15	64.08	84.38
Max. Operating Pressure	psi	5,075		4,640	5,365
Max. Peak Pressure	psi	5,800		5,075	6,090
Max. Intermittent Pressure	rpm	2,600	2,200	2,600	2,200
Max. Continuous Pressure	rpm	2,200	1,800	2,200	1,800
Min. Speed @ Max. Pressure	rpm	300		500	
Max. Pressure @ Discharge	psi	72.5			
Operating Viscosity Range	cST	9 ÷ 75			
Optimal Viscosity Range	cST	15 ÷ 46			
Startup Max. Viscosity	cST	1,000			
Fluid Temperature	°C	-25 : +80			
Porting	IN	1-1/16" - 12 MJIC		1-5/16" - 12 MJIC	
	OUT				
	Case	9/16" - 18 MJIC			

HYPACK_EN_11/21