


	EQUIPAGGIAMENTI TECNICI LAVAGGIO	Eiettore schiuma per spazzola BRUSH FOAM INJECTOR 21.0800.25	①	<div style="border: 2px solid black; padding: 2px; display: inline-block;">5</div>	
			GB		



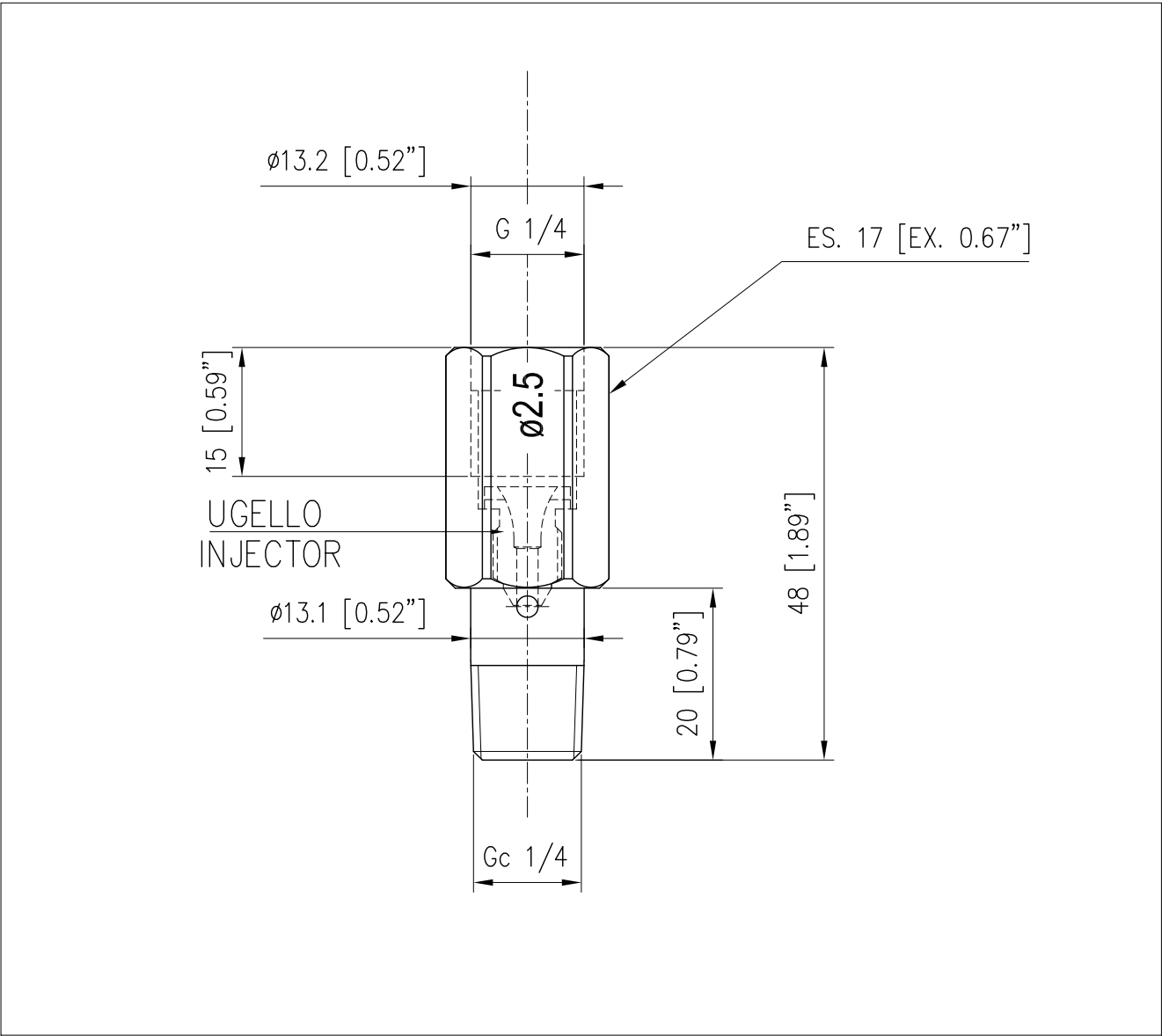
SPECIFICHE TECNICHE

SPECIFICATIONS

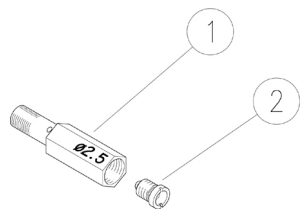
- PRESSIONE MASSIMA MAX PRESSURE	120 bar – 12 MPa (1750 psi)
- PORTATA MASSIMA MAX FLOW RATE	40 l/min (10.5 USG p.m.)
- DIAMETRO UGELLO NOZZLE Ø	Ø 2.5
- MATERIALE MATERIAL	INOX AISI 303


MISURE D'INGOMBRO

OVERALL DIMENSIONS

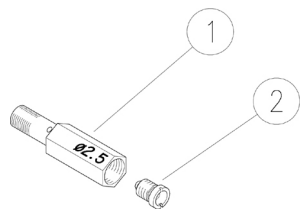


21.0800.25 Eiettore schiuma Gc1/4 M 2,5mm



Pos.	Codice	Descrizione	Q.tà	K1	K2	K3	K4	
1	21.0801.51	Corpo eiettore Gc1/4 M inox	1					2
2	21.0009.51	Ugello M8x1 - 2,5 mm inox	1					10

21.0800.25 Foam Injector 1/4 Bspt M 2,5mm



Pos.	P/N	Description	Q.ty	K1	K2	K3	K4	
1	21.0801.51	Housing, Injector 1/4 Bspt M, Sst.	1					2
2	21.0009.51	Nozzle, M8x1 - 2,5 mm Sst.	1					10

## **P.A. SpA EQUIPAGGIAMENTI TECNICI DEL LAVAGGIO**

Via Milano, 13 42048 Rubiera - (RE) ITALY

Tel +39 0522 623611 (ric aut) - Fax +39 0522 629600

*Info@pa-etl.it - www.pa-etl.it*

---

**COMPANY WITH  
QUALITY SYSTEM  
CERTIFIED BY DNV**

**= ISO 9001 =**