

Submersible Contractor Pump

- **Cast Iron with Stainless Steel Motor Housing**
- **Hi Chromium (HCr) Steel Impeller and Cover for Wear Resistance and Durability**
- **Superior Motor Design for Quiet, Low Noise Operation**
- **Silicon Carbide Mechanical Seals Plus Shaft Seal**
- **3" and 4" Models Feature Companion Flange Connection**
- **230 VAC or 460 VAC @ 60 Hz**
- **Single or 3 Phase Available**
- **2", 3" or 4" NPT**
- **1 to 7.5 Horsepower**
- **UL/CSA Listed**

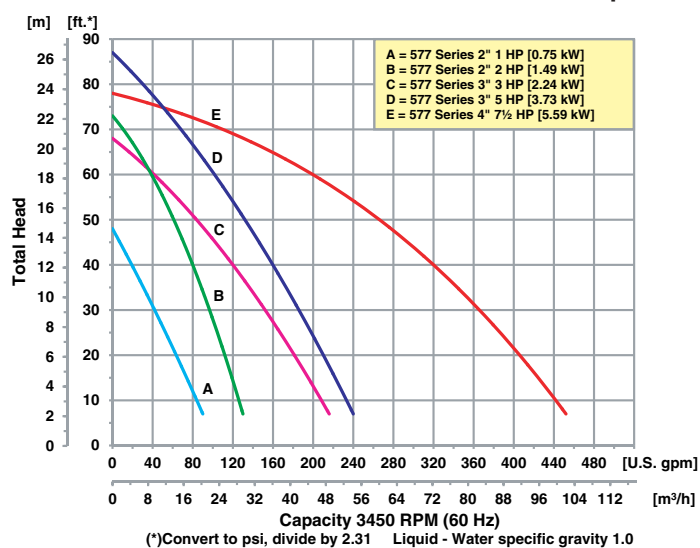


Model 5771-95

AMT Submersible Contractor pumps are intended for use in residential, commercial and industrial settings. Applications include: construction sites, waste water, storm water, farming, irrigation, excavation, mining, marine, basement and other general drainage applications involving sediment laden liquids with solids up to 3/8" in diameter.

Self-cleaning impeller featuring abrasion-resistant high chromium steel construction for durability. Pumps have a 3450 RPM electric motor fitted with an unfinished power cord that requires field wiring (no controls are supplied). Motors are rated continuous duty and single phase models have thermal overload protection.

Performance of Submersible Contractor Pumps



Pump Dimensional & Specification Data


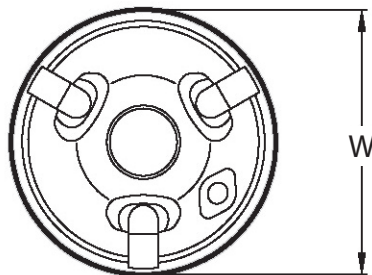
Model	Curve	Port NPT	HP	PH	Voltage @ 60 Hz	Full Load Amps	A §	W	H	Ship Wt. (Lbs.)
5771-95	A	2	1	1	230	7	2.8 [7.1]	8.3 [21.1]	19.3 [49.0]	51
5773-95	B	2	2	1	230	11	3.2 [8.1]	9.0 [22.8]	25.6 [65.0]	103
5777-95	C	3	3	1	230	18	3.2 [8.1]	9.0 [22.8]	26.4 [67.0]	110
577A-95	D	3	5	3	230	14	4.0 [10.1]	9.2 [23.3]	23.9 [60.7]	110
577B-95	D	3	5	3	460	7	4.0 [10.1]	9.2 [23.3]	23.9 [60.7]	115
577D-95	E	4	7-1/2	3	230	20	5.0 [12.7]	10.7 [27.2]	28.4 [72.1]	172
577E-95	E	4	7-1/2	3	460	11	5.0 [12.7]	10.7 [27.2]	28.4 [72.1]	175

(*) Standard NPT (Female) Pipe Thread

NOTE: Dimensions are in inches (centimeters) and have a tolerance of $\pm 1/8"$

NOTE: Electric Supply for ALL motors must be within $\pm 10\%$ of nameplate voltage (Ex: 230V = 203 to 253)

(§) Minimum Liquid Height



§ Minimum Liquid Height

Standard Features

- Cast Iron Construction
- Hi Chromium (HCr) Impeller and Cover
- Stainless Steel Motor Housing
- Silicon Carbide Seal with Shaft Seal
- UL/CSA Listed
- 32 Ft. Cord (No Plug)
- Suction Screen
- Carrying Handle
- Maximum Temperature 104° F
- Maximum Solids up to 3/8" Diameter
- QSP – Quick Ship Pumps